


Literacy Alive!

March 23, 2019




Literacy Lesson with Mathematics Created by
Juliana Alusik and Amanda Schollenberger

“Kappa Delta Pi, the International Honor Society in Education at Middlesex County College, is hosting its third annual Literacy Alive!, a program for Kindergarten-4th grade children and their parents to encourage a love of reading. The children and their parents will attend three workshops during the morning: one by Ms. Lazar; a literacy session conducted by MCC students in the honor society; and a crafts session in which the children will make a project to take home. The workshops are designed to encourage reading, engage in creative literacy activities, and, most importantly, have fun!”

[Click Here to View
Flyer](#)

MIDDLESEX
COUNTY COLLEGE



3rd Annual
**Literacy
ALIVE!**

at Middlesex County College

Saturday, March 23, 2019, 9-11:45 a.m. (followed by lunch)

Middlesex County College, College Center, 2600 Woodbridge Ave., Edison

Featuring Tara Lazar, author of numerous children's books such as "7 Ate 9: The Untold Story," "The Monstore," and "Little Red Gliding Hood."

Kappa Delta Pi, the International Honor Society in Education at Middlesex County College, is hosting its third annual **Literacy Alive!**, a program for Kindergarten-4th grade children and their parents to encourage a love of reading.

The children and their parents will attend three workshops during the morning: one by Ms. Lazar; a literacy session conducted by MCC students in the honor society; and a crafts session in which the children will make a project to take home.

The workshops are designed to encourage reading, engage in creative literacy activities, and, most importantly, have fun!



This free program includes a workshop by **Ms. Lazar**, author of numerous children's books such as "7 Ate 9: The Untold Story," "The Monstore," and "Little Red Gliding Hood." Each child will also receive a copy of an autographed book by Ms. Lazar.

Visit www.middlesexcc.edu/literacy to register.

Registration limited to 100 children in grades
K-4, accompanied by an adult.

SUCCESS STARTS HERE

Lesson Plan

Literacy Alive! Lesson Plan Template

Co-Teachers: Juliana Alusik And Amanda Schollenberger

Title of Lesson Plan:

7 Ate 9: The Untold Story Literacy

Grade Level(s) of Lesson Plan:

Kindergarten-First Grade

Materials (please be specific):

- Number Line
- 2 Copies of *7 Ate 9* by Tara Lazar
- 2 Chairs
- Sentence Strips for Number Line and Story Parts
- Magnets to stick to sentence strips
- 50 Book Review Graphic Organizers
- 50 Math Graphic Organizers of Grid
- 50 Math Graphic Organizers of Numbers to be cut out
- 50 Folders
- 50 Ziploc Bags (Sandwich Size)
- Carpet
- 20 Glue Sticks
- 20 Pencils
- 5 Packs of Colored Pencils
- Post It's
- Pointer

Procedures (0-30 minutes, leave 5 minutes at the end for pack-up). Include times for each step and who is running the step

1. Introduce the teachers and welcome the children to the carpet. 2 mins.
2. Take out the number line. "This is a number line and the numbers count from zero to eleven. We will be reading a book with all these numbers so let us count from zero to eleven as a group." Ms. Amanda points to each number with a pointer and both the teachers and children say the number pointed to together. 1 min.
3. Introduce book
Ms. Juliana says "This is a story about a number that feels like all the other numbers are more important than him. Because he feels like everyone is more important he tells a lie about another number. Our main character, Private I, is a policeman and his job is to figure out the lie. Together we are going to figure out why the number lied." 1 min.
4. Begin Interactive Read Aloud and Engage Students During Reading: Intercept with "I'm thinking" phrases to help comprehension and prompt questions for the plot. 15 mins.
 - A. Private I introduced
 - a. "I'm thinking that Private I is another way to describe a policeman who solves problems. If 6 is coming to Private I, our problem solving policeman, I think 6 must have a problem he needs help with."
"Thumbs up if you agree, or thumbs down if you disagree."
 - B. Problem introduced
 - a. "It looks like 6 is really upset about a problem. What problem do you think 6 is having Ms. Amanda?"
 - b. Ms. Amanda: "6 was talking about how 7 ate 9! Would you be upset if you thought you might get eaten next?"
 - c. Call on 2-3 students for their responses and connect that 6 feels like he might be hurt next.
 - d. "Let's see if Private I can help 6 through the problem!"
 - C. 8 Between 7&9: show on number line eight between 7 and 9.
 - D. B questioning:

[Click Here to View the Lesson in Entirety](#)

5. After Reading: Sentence strips about the story are written to connect in three main spots. The teacher will ask if the pre-made and shuffled sentence strip chosen was at the beginning, middle, or end of the story. Each strip will be read aloud and a student will be called on to determine if it is from the beginning, middle, or end. 6 mins.

Beginning: what is the problem and why

1. 6 goes to Private I for help
2. 6 is scared of 7 trying to eat him

Middle: what are they doing to solve the problem

1. Private I asks B and 11 for help
2. Private I tries to find 7

End: how was the problem solved

1. Private I turns 6 upside down
2. Private I helps 9 feel important

6. Have students pack up their belongings, take a folder with extra activities, and say good-bye. 5 mins.

The Take Home folders contain extra activities for the students. These may be used if extra time is available at the end of the session, or brought home for extra fun.

The folders include:

1. A grid to order numbers 0-11 as part of the story. These numbers are in a ziploc bag for students to glue in the squares in sequential order and then color if desired.
2. A book review worksheet for students to record the title, rate the book and explain what the book was about.

Materials

Name: _____

Ordering Numbers!

Directions: Take the numbers from the bag and place them in order from 0-11.

Name: _____

Ordering Numbers!


Directions: Take the numbers from the bag and place them in order from 0-11.

0	1	2
3	4	5
6	7	8
9	10	11

Name: _____





Ordering Numbers!

Directions: Take the numbers from the bag and place them in order from 0-11.

 **Book Review**


Title: _____

I think the book was:





Great! Good Okay Bad

The book was about _____

 **Book Review**

Title: _____

I think the book was:

Great! Good Okay Bad

The book was about _____

Reviewed by: _____

Take Home Folder with Extra Activities related
to 7 Ate 9 by Tara Lazar