

Literacy Alive!

March 24, 2018



Art-based Session created by Juliana Alusik and Amanda Schollenberger



2nd Annual
Literacy
ALIVE!
at Middlesex County College

FREE

Saturday, March 24, 2018, 9-11:45 a.m. (followed by lunch)
Middlesex County College, College Center, 2600 Woodbridge Ave., Edison

Featuring **Josh Funk**, author of numerous children's books such as
"Lady Pancake and Sir French Toast," "Dear Dragon," and
"It's Not Jack and the Beanstalk."

Kappa Delta Pi International Honor Society in Education at Middlesex County College, is hosting their second annual **Literacy Alive!**, a program for Kindergarten-3rd grade children and their parents to encourage a love of reading.

The children and their parents will attend three workshops during the morning: one by Mr. Funk; a literacy session conducted by MCC students in the honor society; and a crafts session in which the children will make a project to take home.

The workshops are designed to encourage reading, engage in creative literacy activities, and, most importantly, have fun!



This free program includes a workshop by **Josh Funk**, author of numerous children's books such as "Lady Pancake and Sir French Toast," "Dear Dragon," and "It's Not Jack and the Beanstalk." Each child will also receive a copy of an autographed book by Mr. Funk.

Visit www.middlesexcc.edu/literacy to register.

Registration limited to 100 children,
one parent per child

SUCCESS STARTS HERE

"Kappa Delta Pi International Honor Society in Education at Middlesex County College, is hosting their second annual Literacy Alive!, a program for Kindergarten-3rd grade children and their parents to encourage a love of reading. The children and their parents will attend three workshops during the morning: one by Mr. Funk; a literacy session conducted by MCC students in the honor society; and a crafts session in which the children will make a project to take home. The workshops are designed to encourage reading, engage in creative literacy activities, and, most importantly, have fun!"

**[Click Here to
See The Flyer](#)**

Lesson Plan by Juliana Alusik and Amanda Schollenberger

Lady Pancake and Sir French Toast Arts & Craft (K-1)

Purpose (Learning Outcome)

1. Students will be able to create their own Lady Pancake from art materials.
2. Students will be able to solve a nine-piece puzzle of the book's cover by using their fine motor skills.

Materials & Preparation

- ☐ 46 Paper Plates
- ☐ Yellow/Tan Paint
- ☐ Colored Yarn
- ☐ 92 Large Googly Eyes
- ☐ 46 Paper Crowns
- ☐ 46 Red Pipe Cleaners
- ☐ 92 Brown Pipe Cleaners
- ☐ Liquid Glue
- ☐ 20 Small Paint Brushes
- ☐ 30 3-ounce Plastic Cups
- ☐ 46 Sheets of Green Construction Paper
- ☐ 92 Popsicle Sticks
- ☐ 90 Gallon Ziploc Bags (Separate Pancake and Puzzle Pieces per Child)
- ☐ 46 Color Print Copies of Puzzle
- ☐ 46 Coloring Sheets
- ☐ Colored Pencils and/or Crayons
- ☐ 3 Black Sharpies
- ☐ Paper Towels
- ☐ Sequins
- ☐ Tape (For Popsicle Sticks)
- ☐ 46 Copies of Character Creating Sheet
- ☐ Packaging tape
- ☐ Red Pom Poms

Lesson Plan

Procedures

Step One: Introduce selves and Lady Pancake Project while showing our example. (2 Minutes)

Step Two: Students work on making Lady Pancake Project out of prepared parts inside their Ziploc Bags. (15 minutes)

Step Three: Close up Lady Pancake Project and Take out puzzle (7 minutes)

Step Four: Clean Up Projects and help children line up for the next event. (6 minutes)

Debriefing and Closure

Make sure the children have all their projects, Are having fun, and ready for the next event.

Follow Up Possibilities

40 Coloring Sheets from Josh Funk's activity book of the characters and 40 sheets of activity sheet for students to draw their own versions of the characters.

Tips and Variations


Be prepared for the projects taking longer or shorter by having the coloring activities and each project Has its own Ziploc for storage if not gotten to on time.

[Click Here to View the Document](#)

Student Documents



Students received a painted paper plate, googly eyes, a paper crown, pipe cleaners, popsicle sticks, glue dots, sequins, and pom poms for creating their own Lady Pancake.




Created by Juliana Alusik

I created a puzzle based on the book cover. Each student received the puzzle in pieces and a green piece of construction paper to glue down.


Characters

Directions: Draw your own Lady Pancake and Sir French Toast with the shape! Then, try to write their names on the lines.


Lady Pancake



Sir French Toast



Graphic organizer for students to draw their own Lady Pancake and Sir French Toast.



Coloring pages from Activity Kit.

Images

